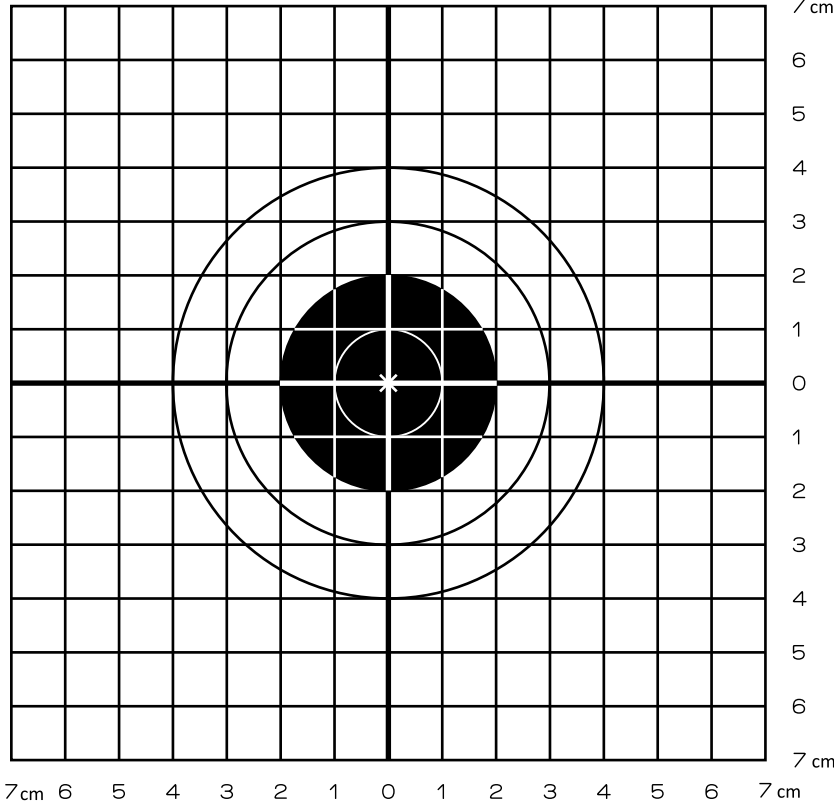




SHOOTING TARGET



More instruction manual
(中文版連結)


Distance: _____ m

BB's: _____

Temperature: _____

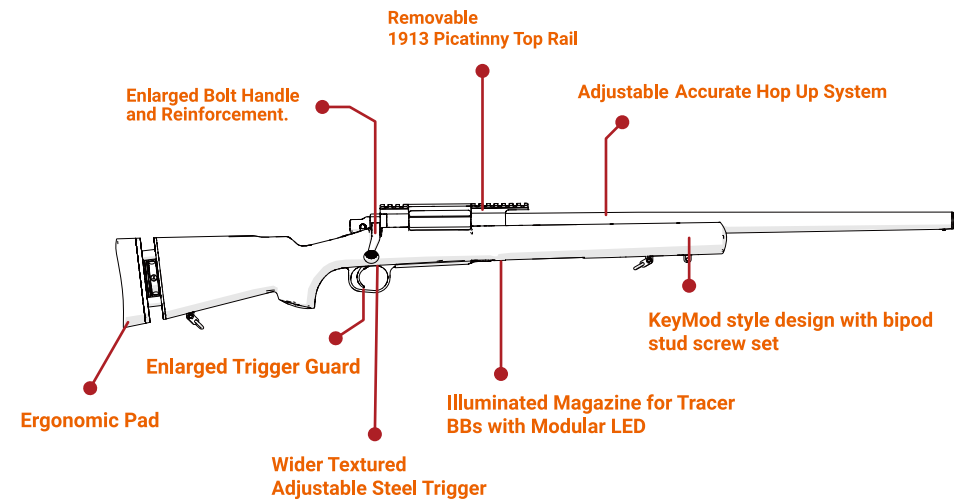
⚠ WARNING! ⚠

- +18** | NOT A TOY. USER RESTRICTED TO 18 YEARS OF AGE OR OLDER.
- | ALWAYS KEEP THE AIRSOFT GUN POINTED IN A SAFE DIRECTION. THIS AIRSOFT GUN MAY CAUSE SERIOUS INJURY IF MISUSED OR MISHANDLED.
- | ALWAYS READ THROUGH ALL INSTRUCTIONS BEFORE USING.
- | THE PURCHASER AND USER SHOULD CONFORM TO ALL LAWS GOVERNING OWNERSHIP, TRANSPORT AND USE OF AIRSOFT GUNS.

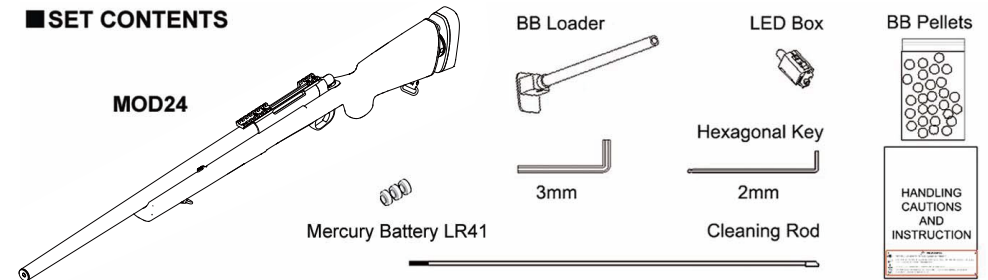


MOD24 / MOD24 USR150 / MOD24X / MOD24SF / MOD24SPS / MOD24X G-spec

Instruction Manual




■ SET CONTENTS




Notice before Operation:

After receipt of the MOD24, immediately unpack and inspect it for any shipping damage or missing parts. If any sign of damage or missing parts are found, immediately notify the dealer. Promptly request a copy if you lose the Handling Cautions and Instruction Manual.




Always wear eye protective gear.


When shooting airsoft gun for a target or game, you and all participants, you and all participants must wear goggles or other eye protective gear, also paying attention to ricochets. (Pay sufficient attention also to third personnel other than participants.)



Never aim or shoot a person or animal as the target.



Never shoot as joking, always look before shoot, careless use may cause injure and be punished.




Never shoot airsoft gun at places where people and cars pass cross.




Never look into gun muzzle.




Avoid pulling the trigger carelessly.




Always keep airsoft gun pointed in safe direction.



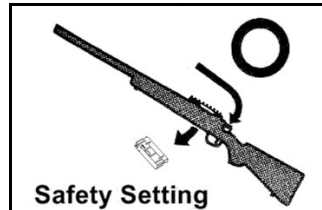
Do not carryout in public place, put into a case or bag for carrying.



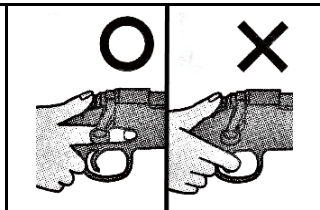
Store airsoft gun at places out of reach by children.



BB pellets may be shot out even if the magazine is removed.



Always set the selector lever to Safety position until ready to shoot. Always keep airsoft gun unloaded until ready to use.



Always keep your fingers away from trigger until ready to shoot.

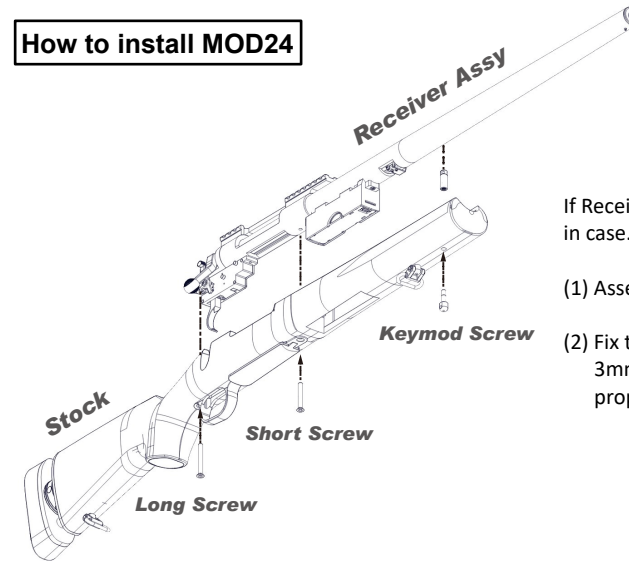


Never disassemble or modify airsoft gun, to avoid causing troubles and dangerous.

WARNING

- The operation procedure varies according to the model. Make sure to operate an airsoft gun after recognizing its features.
- We are not responsible for any accidents, events, injuries or repair costs arising from wrong operation and handling or by modification and disassembly of the gun.
- Repair cost is payable if user damages product with DIY work.

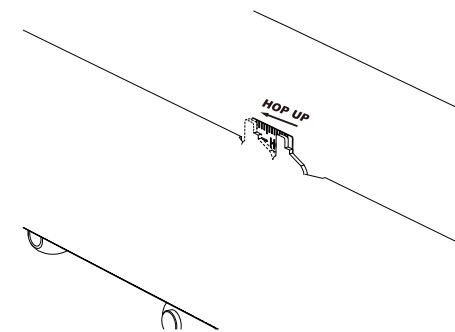
How to install MOD24



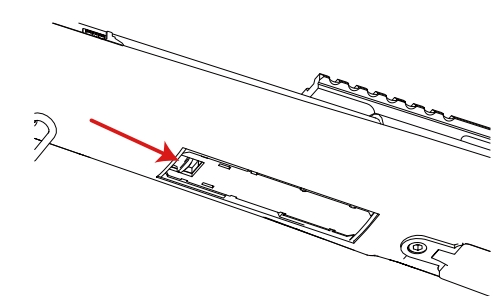
If Receiver Assy and the Stock are packed separately in case.Please follow the Assembly Step:


- (1) Assemble "Receiver Assy" with the stock.
- (2) Fix the stock with the screws as shown by using a 3mm hexagnal key.Please adjust the screws properly.The assembly is finished.

How to HOP UP



How to use magazine



	MOD24	MOD24 USR150/X/SF/SPS	MOD24X G-spec
			
Weight	2.8 kg	2.8 kg	2.8 kg
Length	110 cm	110 cm	110 cm
Barrel Length	485 mm	485 mm	325 mm
Hop-up	Adjustable	Adjustable	Adjustable
Magazine Capacity	30	30	30
Major Color	BLACK/O.D./TAN	BLACK/O.D./TAN	BLACK/O.D./TAN
Shooting Mode	Bolt Action	Bolt Action	Bolt Action
Barrel Caliber	6.08 mm	6.03 mm	6.03 mm
Pellet Type	6 mm BB	6 mm BB	6 mm BB
Initial Pellet Speed	426 fps.	492 fps.	492 fps.
Remark : Muzzle energy output with 0.2g BB for Japan/Italy are 0.9 Joule.			